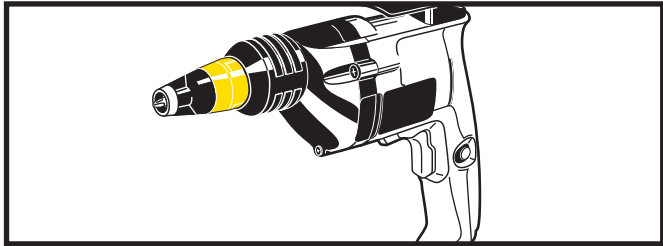




WARNING:

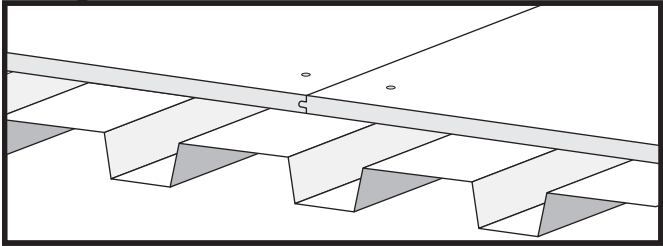
Common installation mistakes that can void your 7-year Warranty



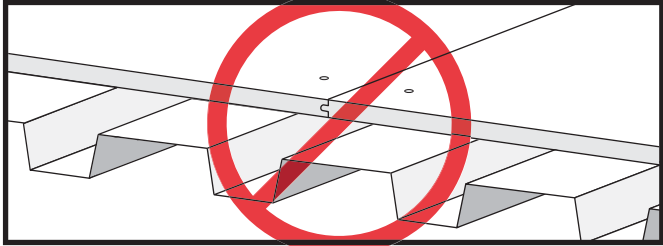
Must use screw driver/gun with operable clutch for consistent screw depth setting. For best results use stand-up screw gun.



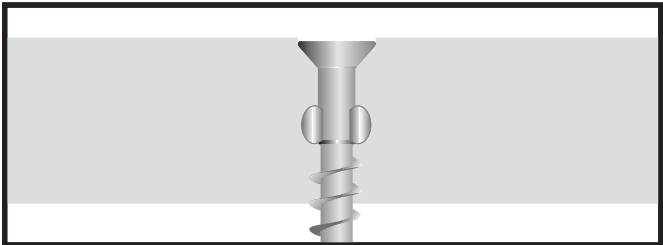
Do not use screw driver/gun with no clutch or a broken clutch.



Panels must meet on high points (ribs) of corrugated B-decking.



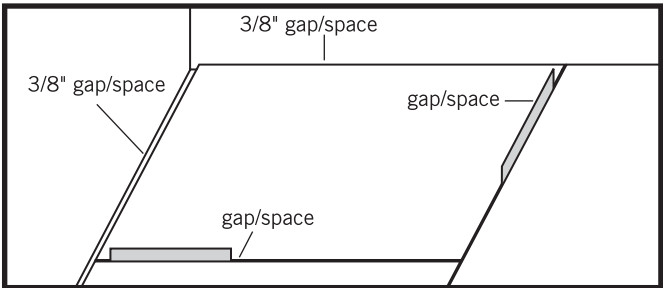
Do not place panel edges on top of corrugated B-decking low points (valley).



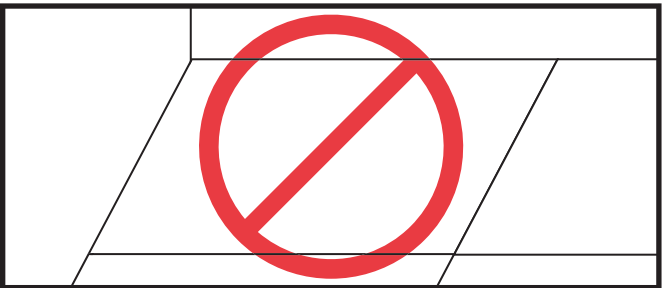
Approved screws must be placed just below the panel surface.



Do not place approved screws too high or too low in the panels.



Use spacers between panels for correct spacing. 3/8" space/gap on outer edges (perimeter).



Do not install panels without 3/8" gap/space on outer edges of panel and gap/space between panels.

Detailed ResinDek installation instructions are on the back of this page and should be reviewed prior to starting installation of all ResinDek Products.

FAILURE TO INSTALL RESINDEK® AS INSTRUCTED WILL VOID ALL WARRANTIES

©2007 Cornerstone Specialty Wood Products, LLC™
All rights reserved. Cornerstone Specialty Wood Products, LLC, the Cornerstone logo, the 7-year warranty logo, ResinDek, The Panel of Experts, Xspan, Diamond Seal and Invisi-Loc are trademarks of Cornerstone Specialty Wood Products, LLC™.



CORNERSTONE
SPECIALTY WOOD PRODUCTS, LLC™

10179 Wayne Avenue | Cincinnati, OH 45215

Toll Free: 888.755.3048

Tel: 513.772.5560 | Fax: 513.772.5561

www.resindek.com